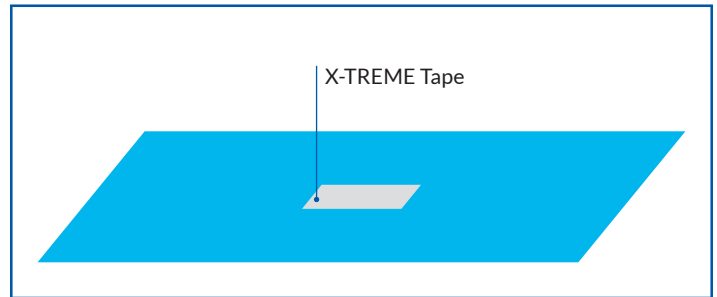
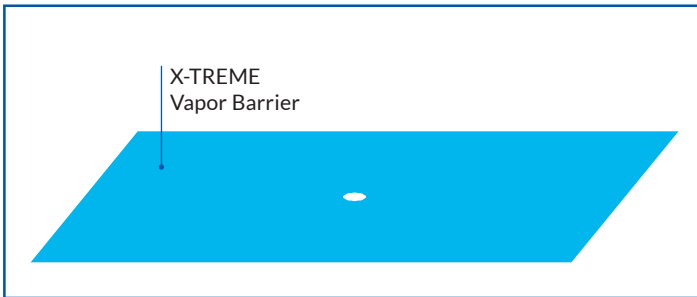


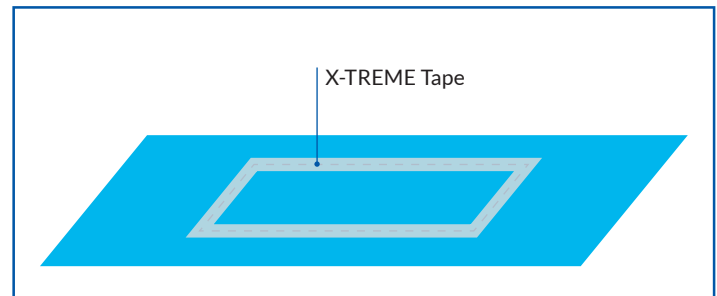
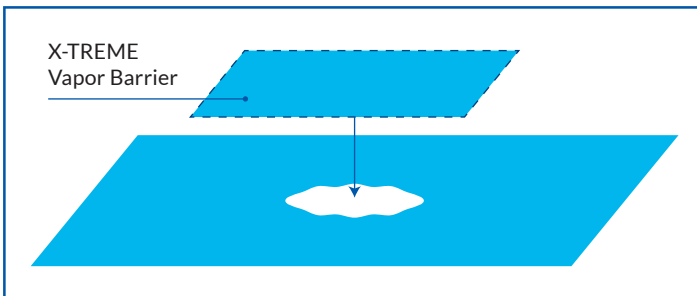
X-TREME[®] VAPOR BARRIER

REPAIRS

Small Repairs: X-TREME Tape can be used over the hole to repair the area. A small repair would be defined as anything that has damaged the barrier the size of a small hole. A small hole can range from a pin hole and not to exceed 3/8" diameter.



Larger Repairs: Cut a piece of X-TREME Vapor Barrier in a shape, larger than the repair, insuring a minimum 6" overlap in all directions and tape all of the edges.



Note: For maximum adhesion, apply the X-TREME Tape immediately after the X-TREME Vapor Barrier Patch has been placed. The X-TREME Vapor Barrier area should be free from dirt, dust, debris and moisture.