



X-TREME® GRIP BACK TAPE

X-TREME Grip Back Tape is designed to adhere and seal the X-TREME Vapor Barrier to the concrete. Below are different examples of applications of the X-TREME Grip Back Tape. If you have any question or a different application, please call to discuss your project.



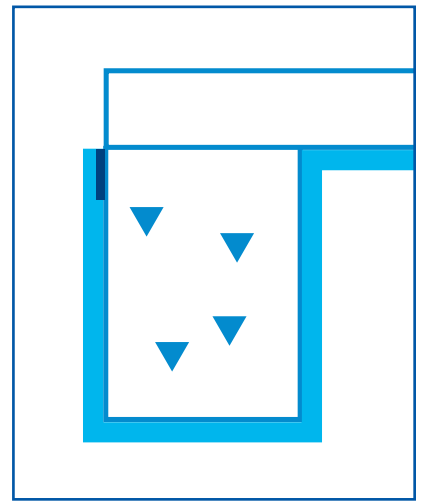
Seal the Slab:

This is the most common method requested by architects. The project request to seal the edges to the concrete. **A.** Install X-TREME Grip Back Tape around the edge of the building. **B.** Use X-TREME Tape to seal the seams of the X-TREME Vapor Barrier.






Carton Form:

Install X-TREME Grip Back Tape on the edge of the slab, use X-TREME Grip Back Tape on the seams, and form a checkered pattern throughout the slab.



Grade Beams:

Install X-TREME Grip Back Tape along the edge of the Grade Beam.

-  X-TREME Vapor Barrier
-  X-TREME Grip Back Tape
-  X-TREME Tape

Note: For maximum adhesion, apply the X-TREME Tape immediately after the X-TREME Vapor Barrier Patch has been placed. The X-TREME Vapor Barrier area should be free from dirt, dust, debris and moisture.